

CALIBAJA BORDER CROSSING INSIGHTS

Q2 2024 APRIL, MAY, JUNE
NORTHBOUND BORDER CROSSINGS

CALIBAJA PORTS OF ENTRY




18 MILLION CROSSINGS IN Q2 OF 2024

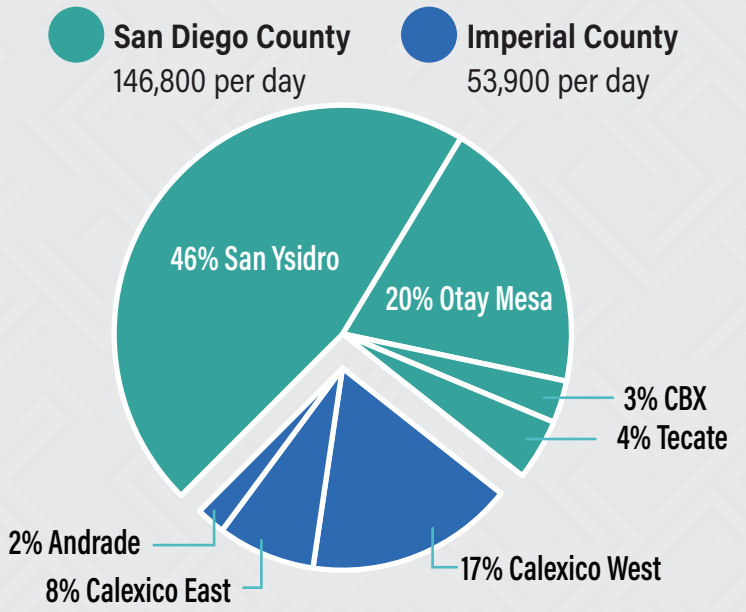
200,000* crossings per day on all 7 CaliBaja entry ports.

[*3.3%↑ than Q1 2024 / Northbound Crossings]

Daily Average



Crossings By County



CALIBAJA CROSSINGS Q2 2024

NORTHBOUND CROSSINGS

PEDESTRIANS



4.7 MILLION
52,600 per day

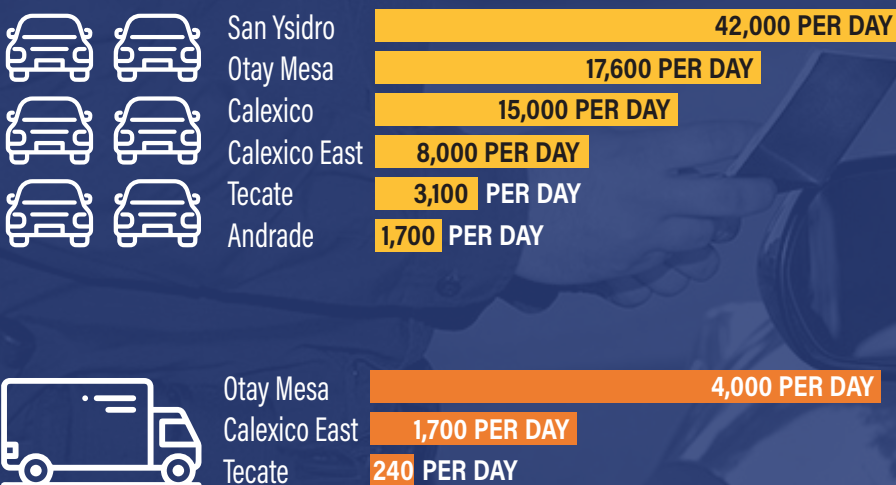
INDIVIDUALS BY CAR



13.2 MILLION
148,100 per day

NUMBER OF VEHICLE CROSSINGS

7.8 MILLION / 87,400 per day



Lane Usage Breakdown

